



District Report Card: 2017


State: Uttarakhand	District: Nainital
Class: 8	Subject: Language
Schools: 51	Students: 1153


Participation/Coverage


Students

GENDER 	Boys		Girls	
	Number	%	Number	%
	526	45.62	627	54.38

AREA 	Rural		Urban	
	Number	%	Number	%
	896	77.71	257	22.29

CATEGORY 	SC		ST		OBC		GEN	
	Number	%	Number	%	Number	%	Number	%
	402	34.87	4	0.35	176	15.26	571	49.52

CWSN 	LD	VI	HI	S&LD	ID	Oth
	1	0	0	0	0	0

Management 	Government		Government-aided	
	Number	%	Number	%
	984	85.34	169	14.66

Average Performance of Students in Language (%)

Overall	Gender		Area		Management		Social Group			
	Male	Female	Rural	Urban	Govt.	Aided	SC	ST	OBC	GEN
57.92	57.49	58.29	58.69	55.25	57.81	58.58	55.82	53.33	58.86	59.15

Performance on Learning Outcomes (LOs)

Learning Outcomes	Description	Average Performance(%)
L813	Read textual/non-textual materials with comprehension and identifies the details, characters, main idea and sequence of ideas and events while reading	57.92

Range of Performance of Students who Answered Correctly							
Below 30%		30% - 50%		50% - 75%		Above 75%	
Number	%	Number	%	Number	%	Number	%
151	13.10	265	22.98	468	40.59	269	23.33

Lowest Performing Learning Outcomes (LOs)

1 - Read textual/non-textual materials with comprehension and identifies the details, characters, main idea and sequence of ideas and events while reading (57.92)